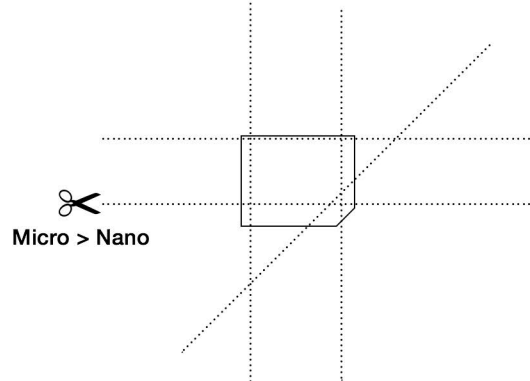
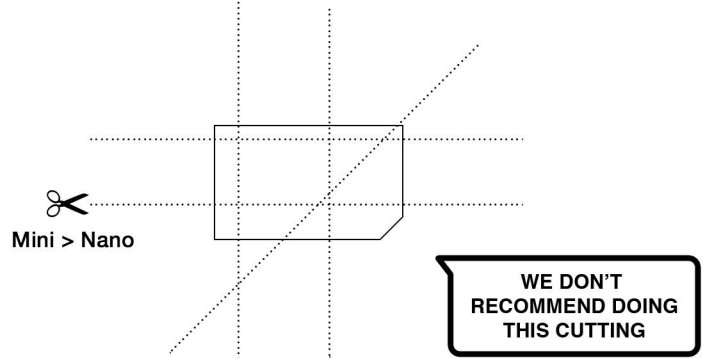
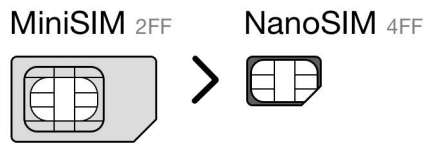
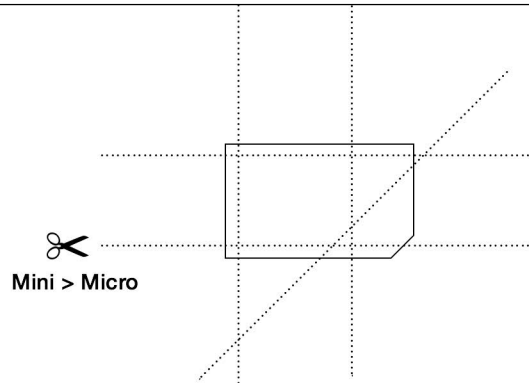
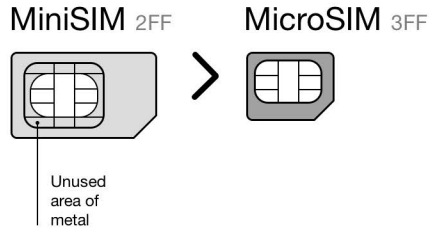


SIM CUTTING GUIDE



DON'T KNOW HOW TO CUT THE SIM?

- 1 First get rid of the fear, although it is a "delicate process" is difficult to get it wrong. But if you cut the SIM where you shouldn't, you will have to request a new one to your mobile carrier.
- 2 Print this page on a DIN A4 at 100% scale, it is important to respect all proportions.
- 3 Place your SIM in the appropriate template, with a ruler and a pencil mark the cutting lines on your SIM.
- 4 Now you only have to cut following the marks. Don't worry when cutting the unused area of metal, the current SIM chips don't use that area. And enjoy your new smartphone!